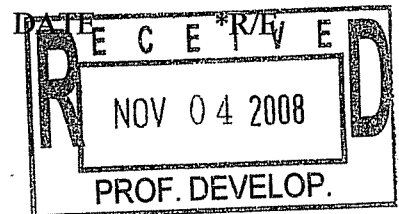


**SCHOOL ADVISORY COUNCIL
 MEMBERSHIP REPORT**

<u>MEMBERS BY TYPE</u>	<u>NAME</u>	<u>DATE ELECTED</u>	<u>*R/E or LSE</u>
	REVISED		
CATEGORY 1 Principal	<u>John Schlichtman</u>	<u>9/08</u>	<u> </u>
CATEGORY 2 Parents	<u>Jennifer McCormick</u>	<u>9/08</u>	<u>LSE</u>
• Elected by parents	<u>*Nataki Wilder</u>	<u>10/08</u>	<u>LSE R/E</u>
• Cannot be employed at the school	<u>*Jennifer Salliotte</u>	<u>4/08</u>	<u>LSE R/E</u>
	<u>*Vicki Josafat</u>	<u>4/08</u>	<u>R/E</u>
	<u>Michelle Ganas</u>	<u>9/08</u>	<u>LSE</u>
	<u>Jennifer Mezera</u>	<u>9/08</u>	<u> </u>
	<u>*Replaced parents who resigned from the SAC Committee</u>	<u> </u>	<u> </u>
Business/Community Citizens	<u>Misty Faucett</u>	<u> </u>	<u>LSE</u>
• Selected by the elected members in consultation with the principal	<u> </u>	<u> </u>	<u> </u>
• Cannot be employed at the school	<u> </u>	<u> </u>	<u> </u>
	<u> </u>	<u> </u>	<u> </u>
	<u> </u>	<u> </u>	<u> </u>

Category 2 (parents and business/community citizens) must be 51% of the total membership (total membership includes the principal, teachers, support personnel, business/community citizens, parents and, at the high school level only, students).

*Write R/E (racial/ethnic) or LSE (lower socioeconomic) in this column if this person is being counted as minority and/or lower socioeconomic member on the SAC.



MEMBERS BY TYPE

NAME

ELECTED

or LSE

CATEGORY 3

Teachers

- **Elected** by teachers
- Based on a collective bargaining agent with the CCEA, an elementary council must include at least 20% teachers. A secondary council must include at least 30% teachers.

Sheryl Wetherill

9/07

Janet Sikora

9/08

Marcy Pellett

9/08

CATEGORY 4

Support Personnel

- **Elected** by support employees
- Minimum of one

Dianna Hill

9/08

R/E

CATEGORY 5

Students

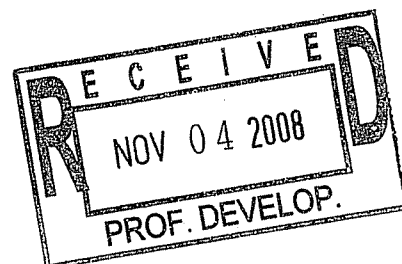
- Required at high school level only
- **Elected** by students

TOTAL NUMBER
OF MEMBERS
(Category 1-5)

12

- Total percentage of minorities in the

30%




total school enrollment
 (Available on TERMS, screen C-11.
 Hard copy available on TS-11-05P)

- Percentage of minorities on SAC 33%
- Percentage of students enrolled who qualify for free/reduced lunch 36%
- Percentage of SAC members who represent the free/reduced lunch population 42%

	#	%
Total number and percent of parents and business/community citizens	<u>7</u>	<u>58 %</u>
Total number and percent of teachers	<u>3</u>	<u>25%</u>

Based on these numbers and percentages, the School Advisory Council meets the following state and district requirements:

- At least 51% of the members are parents and business/community citizens who are not employed at the school. Yes x No
- The percentage of teachers is at least 20% (elementary council) or 30% (secondary council). Yes x No
- The racial/ethnic percentage of SAC members equals the racial/ethnic percentage of the student enrollment Yes x No
- The lower socioeconomic percentage of SAC members equals the lower socioeconomic percentage of the student enrollment Yes x No

 Principal signature 11/04/08 Date

If you answer no to meeting any requirement:

